

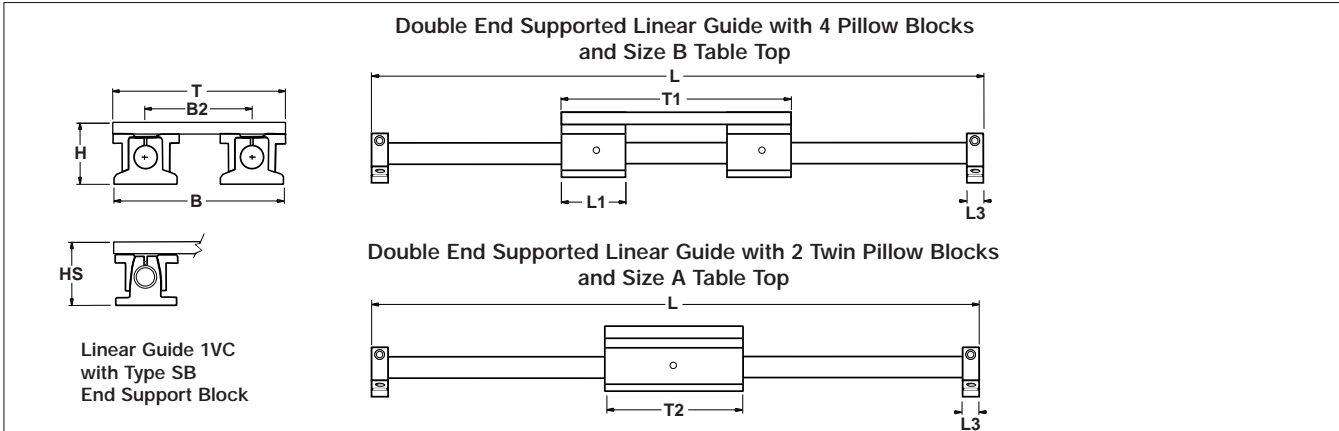
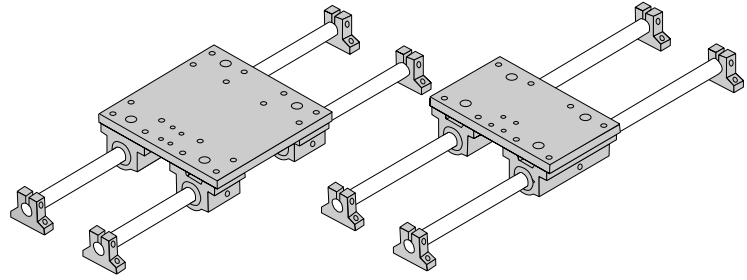
# FluoroNyliner 1VC

## Linear Guide #5

with Table Top

**Corrosive/Contaminated Environments**

**INCH**



**FluoroNyliner\* Linear Guide 1VC Double End Supported with 4 Pillow Blocks and Table Top (Size B)** (Dimensions in inches)

Part Number		Nom. Dia.	L1	L3	H	HS	B	B2	T	T1	Max. Stroke Length	Pillow Block	Shaft Support	
W/Type ASB Shaft Support	W/Type SB Shaft Support												Type ASB	Type SB
1VC-06-AHB	-	.375	1.31	.56	1.312	-	4.13	2.50	4.50	4.50	L-(5.62)	FNYBUPB06A-XS	ASB-6-XS	-
1VC-08-AHB	1VC-08-AJB	.500	1.69	.63	1.937	2.062	5.25	3.25	5.50	5.50	L-(6.76)	FNYBUPB08A-XS	ASB-8-XS	SB-8-XS
-	1VC-10-AJB	.625	N/A	N/A	N/A	N/A	N/A	N/A	N/A	N/A	N/A	FNYBUPB10A-XS	N/A	N/A
1VC-12-AHB	1VC-12-AJB	.750	2.06	.75	2.562	2.687	7.00	4.50	7.50	7.50	L-(9.0)	FNYBUPB12A-XS	ASB-12-XS	SB-12-XS
1VC-16-AHB	1VC-16-AJB	1.000	2.81	1.00	3.062	3.187	8.75	5.50	9.00	9.00	L-(11.0)	FNYBUPB16A-XS	ASB-16-XS	SB-16-XS
-	1VC-20-AJB	1.250	3.63	1.13	-	4.000	-	6.75	11.00	11.00	L-(13.26)	FNYBUPB20A-XS	-	SB-20-XS
1VC-24-AHB	1VC-24-AJB	1.500	4.00	1.25	4.500	4.500	12.75	8.00	13.00	13.00	L-(15.5)	FNYBUPB24A-XS	ASB-24-XS	SB-24-XS

**FluoroNyliner Linear Guide 1VC Double End Supported with 2 Twin Pillow Blocks and Table Top (Size A)** (Dimensions in inch)

Part Number		Nom. Dia.	T2	L3	H	HS	B	B2	T	Max. Stroke Length	Pillow Block	Shaft Support	
W/ Type ASB Shaft Support	W/ Type SB Shaft Support											Type ASB	Type SB
1VC-06-BHA	-	.375	2.75	.56	1.132	-	4.13	2.50	4.50	L-(3.88)	FNYBUTWN06A-XS	ASB-6-XS	-
1VC-08-BHA	1VC-08-BJA	.500	3.50	.63	1.937	2.062	5.25	3.25	5.50	L-(4.75)	FNYBUTWN08A-XS	ASB-8-XS	SB-8-XS
-	1VC-10-BJA	.625	N/A	N/A	N/A	N/A	N/A	N/A	N/A	N/A	FNYBUTWN10A-XS	N/A	N/A
1VC-12-BHA	1VC-12-BJA	.750	4.50	.75	2.562	2.687	7.00	4.50	7.50	L-(6.00)	FNYBUTWN12A-XS	ASB-12-XS	SB-12-XS
1VC-16-BHA	1VC-16-BJA	1.000	6.00	1.00	3.062	3.187	8.75	5.50	9.00	L-(8.00)	FNYBUTWN16A-XS	ASB-16-XS	SB-16-XS
-	1VC-20-BJA	1.250	7.50	1.13	-	4.000	-	6.75	11.00	L-(9.75)	FNYBUTWN20A-XS	-	SB-20-XS
1VC-24-BHA	1VC-24-BJA	1.500	9.00	1.25	4.500	4.500	12.75	8.00	13.00	L-(11.50)	FNYBUTWN24A-XS	ASB-24-XS	SB-24-XS

**Shaft Deflection Note:**

Load limit may be below the dynamic load rating due to shaft deflection. Bearings can accommodate up to 1/2° deflection. See Engineering Section (pg 204) for deflection calculations.

**Performance Note:** For detailed explanations of FluoroNyliner Linear Guide Dynamic and Static Load Capacities, Frictional Characteristics, Wear Rates, Speeds, and Life Expectancy please contact Thomson Linear Guides Applications Engineering department.

**Product Note:** FluoroNyliner linear guides are shipped free of all lubricants. It is the responsibility of the product user to determine lubricant compatibility with the FluoroNyliner bearing material.

**Product Options:** FluoroNyliner linear guides are available with various inner race materials and platings to accommodate different environments.

## FluoroNyliner\* Linear Guide 1VC Benefits:

- Includes table top with standard tapped holes for quick and easy mounting of the work piece.
- Includes Ball Screw Assembly attachment holes for ease of assembly and actuation.
- Available with 60 Case\* LinearRace\* shaft end support blocks in either light weight aluminum or rigid iron materials.

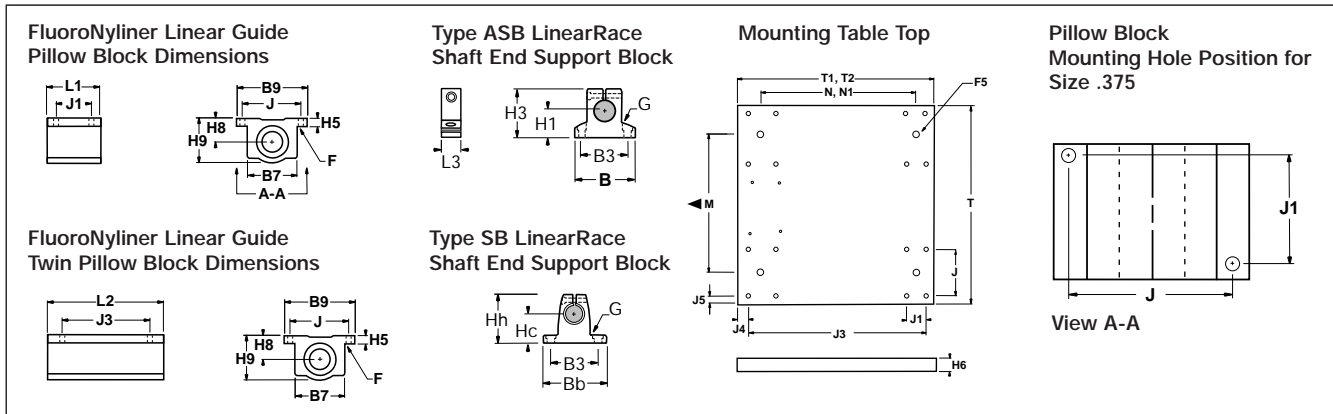
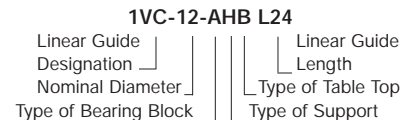
## FluoroNyliner Linear Guide 1VC Components:

- 4 self-aligning FluoroNyliner Bushing bearing pillow blocks or 2 self-aligning FluoroNyliner Bushing bearing twin pillow blocks.
- 2 Stainless Steel 60 Case LinearRace shafts.
- 4 Shaft End Support Blocks.
- 1 mounting table top with work piece and Ball Screw Assembly attachment holes.

### Specifying a Thomson Linear Guide:

1. Determine the proper system for your load and life requirements.
2. Select the part number.
3. Add the letter "L" followed by the overall length in inches, as a suffix to the part number.

### Part Numbering System



Self-Aligning Pillow Blocks (Dimensions in inches)												Self-Aligning Twin Pillow Blocks					
Part Number	Nom. Dia.	L1	H9	H8	H5	B9	B7	J	J1	F		Wt. lb	Part Number	Nom. Dia.	L2	J3	Wt. lb.
										Bolt	Hole						
FNYBUPB06A-XS	.375	.131	.94	.500	.19	1.75	1.12	1.44	.88 <sup>(2)</sup>	#6	.16	.13	FNYBUTWN06A-XS	.375	2.75	2.25	.25
FNYBUPB08A-XS	.500	1.69	1.25	.687	.25	2.00	1.38	1.69	1.00	#6	.16	.20	FNYBUTWN08A-XS	.500	3.50	2.50	.40
FNYBUPB10A-XS	.625	-	-	-	-	-	-	-	-	-	-	-	FNYBUTWN10A-XS	.625	-	-	-
FNYBUPB12A-XS	.750	2.06	1.75	.937	.31	2.75	1.88	2.38	1.25	#8	.19	.62	FNYBUTWN12A-XS	.750	4.50	3.50	1.24
FNYBUPB16A-XS	1.000	2.81	2.19	1.187	.38	3.25	2.38	2.88	1.75	#10	.22	1.24	FNYBUTWN16A-XS	1.000	6.00	4.50	2.48
FNYBUPB20A-XS	1.250	3.63	2.81	1.500	.43	4.00	3.00	3.50	2.00	#10	.22	2.57	FNYBUTWN20A-XS	1.250	7.50	5.50	5.14
FNYBUPB24A-XS	1.500	4.00	3.25	1.750	.50	4.75	3.50	4.12	2.50	1/4	.28	3.94	FNYBUTWN24A-XS	1.500	9.00	6.50	8.08

Housing Material: Aluminum Alloy Black Anodized

Housing Material: Aluminum Alloy Black Anodized

<sup>(2)</sup>Two mounting holes as shown in view A-A for size .375

Type ASB LinearRace Shaft End Support Block										Type SB LinearRace Shaft End Support Block									
Part Number	Nom. Dia.	L3	H3	H1	B	B3	G		Wt. lb	Part Number	Nom. Dia.	L3	Hh	Hc	Bb	B3	G		Wt. lb
							Bolt	Hole									Bolt	Hole	
ASB-06-XS	.375	.56	1.00	.562	1.62	1.25	#6	.16	.08	SB-8-XS	.500	.63	1.62	1.000	2.00	1.50	#8	.19	.3
ASB-08-XS	.500	.63	1.48	.875	2.00	1.50	#8	.19	.11	SB-10-XS	.625	.69	1.75	1.00	2.50	1.875	#10	.22	.4
ASB-10-XS	.625	-	-	-	-	-	-	-	-	SB-12-XS	.750	.75	2.12	1.250	2.75	2.00	#10	.22	.5
ASB-12-XS	.750	.75	1.95	1.125	2.50	2.00	#10	.22	.22	SB-16-XS	1.000	1.00	2.56	1.500	3.25	2.50	1/4	.38	1.0
ASB-16-XS	1.000	1.00	2.48	1.375	3.25	2.50	1/4	.28	.44	SB-20-XS	1.250	1.13	3.00	1.750	4.00	3.00	5/16	.34	2.0
ASB-24-XS	1.500	1.250	3.50	2.000	4.75	3.50	5/16	.34	1.16	SB-24-XS	1.500	1.25	3.50	2.000	4.75	3.50	5/16	.34	2.6

End Support Material: Aluminum Alloy Black Anodized

Material: Iron

Mounting Table Top (Dimensions in inches)															
Nominal Diameter	All Table Tops					Table Top Size B					Table Top Size A				
	T	M	J	H6	F5	T1	J1	J4	J5	N	T2	J3	J4	J5	N1
.375	4.5	2.50	1.44	.250	#10-32	4.5	.88 <sup>(2)</sup>	.22	.28	3.75	2.75	2.25	.25	.28	2.0
.500	5.5	3.25	1.69	.375	1/4-20	5.5	1.00	.34	.28	4.50	3.50	2.50	.50	.31	2.5
.625	N/A	N/A	N/A	N/A	N/A	N/A	N/A	N/A	N/A	N/A	N/A	N/A	N/A	N/A	N/A
.750	7.5	4.50	2.38	.500	5/16-18	7.5	1.25	.41	.31	6.00	4.50	3.50	.50	.31	3.0
1.000	9.0	5.50	2.88	.500	3/8-16	9.0	1.75	.53	.31	7.00	6.00	4.50	.75	.31	4.0
1.250	11.0	6.75	3.50	.750	1/2-13	11.0	2.00	.82	.38	8.50	7.50	5.50	1.00	.38	5.0
1.500	13.0	8.00	4.12	.750	1/2-13	13.0	2.50	.75	.44	10.00	9.00	6.50	1.25	.44	6.0

Carriage Material: Aluminum Alloy Black Anodized.

<sup>(2)</sup>Two mounting holes as shown in view A-A for size .375